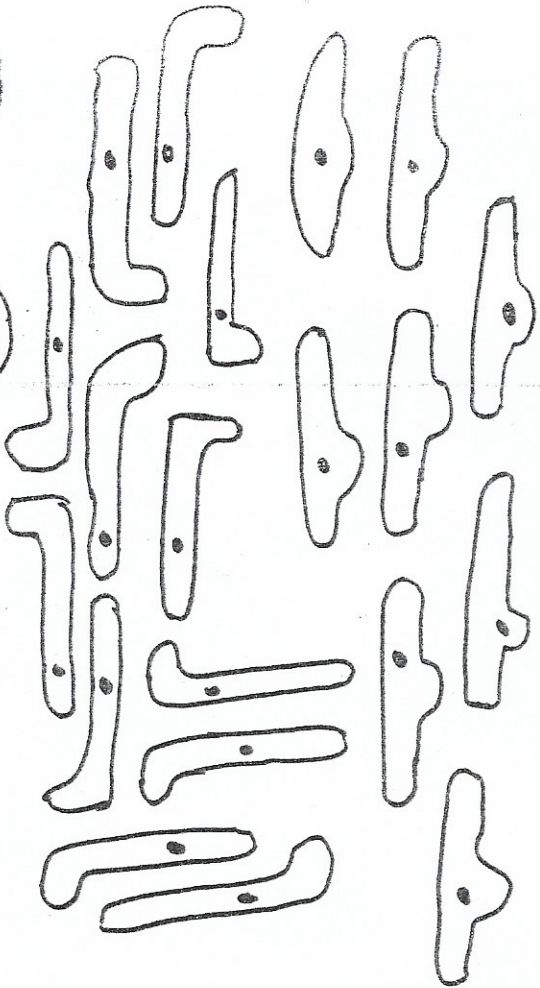
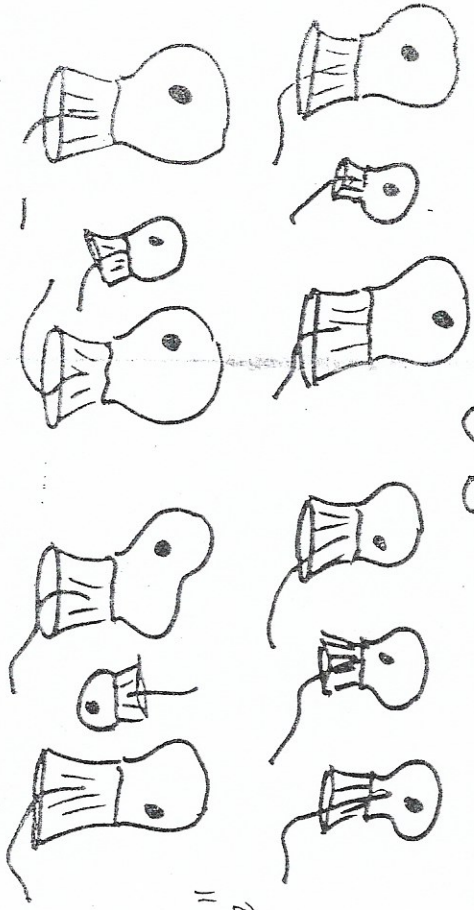
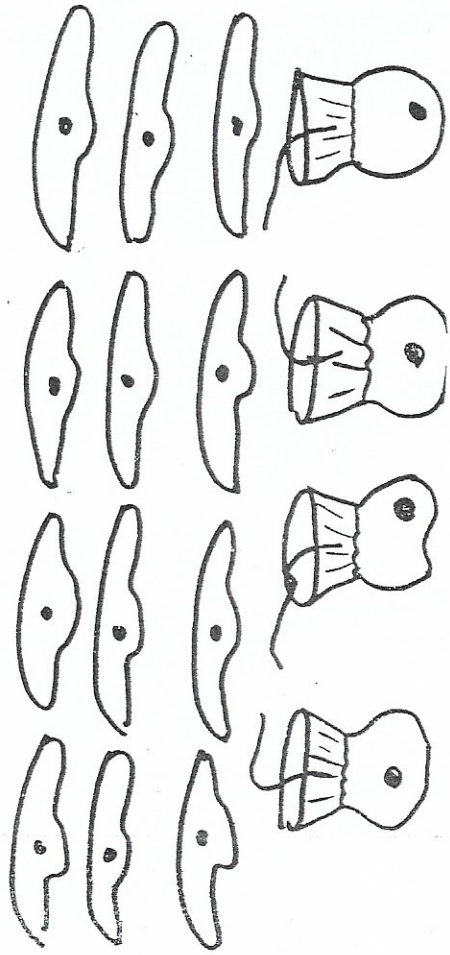
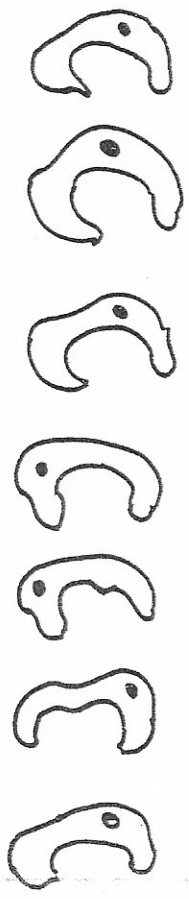
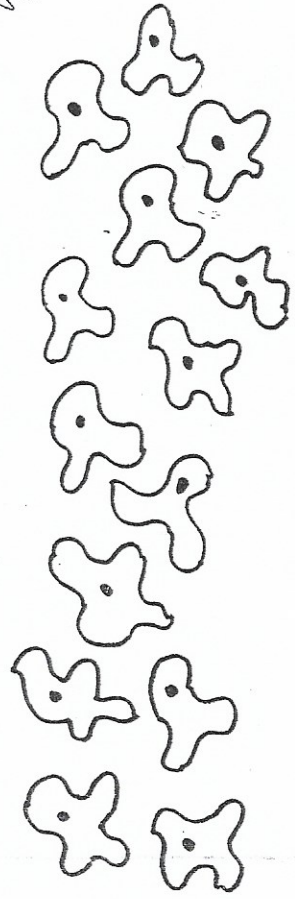


11  
"m's"  
4p  
pore



Sponge Criteria

/1	epidermal cells - are they located on the outside of the sponge?
/1	pore cells - do they allow water to enter?
/1	number of incurrent pores - are there more than 2 pores for water to enter?
/1	collar cells - are they located on the inside of the sponge?
/1	spicules - are they located in the middle of the sponge?
/1	sclerocytes - are they located with a spicule?
/1	amoebocytes - are they located in the middle of the sponge?
/1	central cavity - is there a central cavity?
/1	osculum - is there an osculum?
/1	water flow - can the water flow easily?
/9	labeling - are the parts of the sponge labeled...there should be 9 labels
/1	sponge name - is there a name for the sponge?
/20	TOTAL